

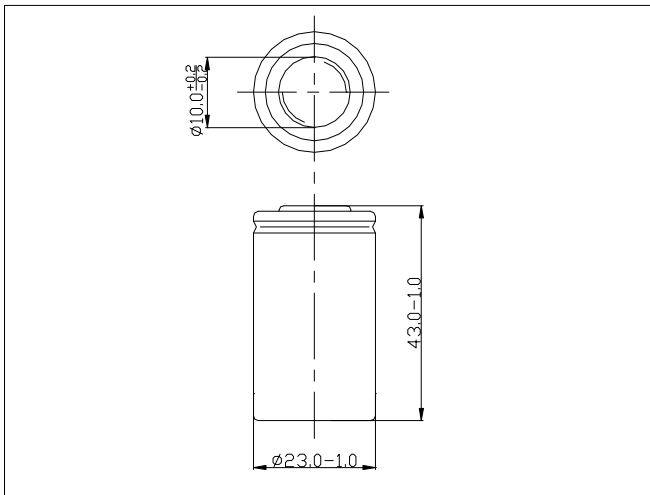
(Model No.) : GNYSC2000mAh(F)HP

(Type) : GNYSC2000mAh(F)HP

1 Specifications of single cell

Nominal voltage		1.2V	
Capacity		0.2C Discharge	1.0C Discharge
	Minimum	300min	54min
	Typical	310min	60min
Dimensions		mm	
	Diameter	23.0 ^{-1.0}	
	Height	43.0 ^{-1.0}	
Weight(Approximately)		gram	
		47.0	
Internal Impedance At 1000 Hz		12mΩ(Max) (After Charge)	
Charge	Standard	200mA(0.1C)x15hrs	
	Rapid	2000mA(1.0C)x1.2hrs	
Ambient temperature	Charge	standard	°C
			0°C to 45°C
	Rapid	0°C to 40°C	
		Discharge	-20°C to 50°C
	Storage	-20°C to 40°C	

PVC (Dimensions with PVC of single cell)

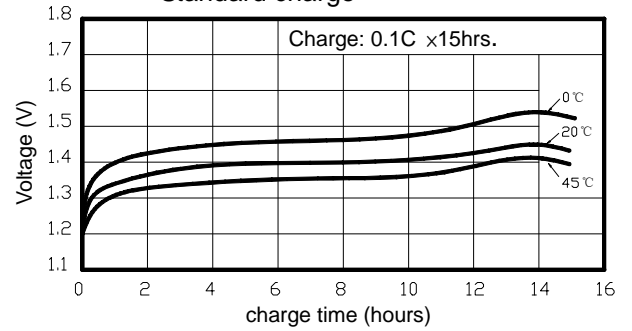


Note:

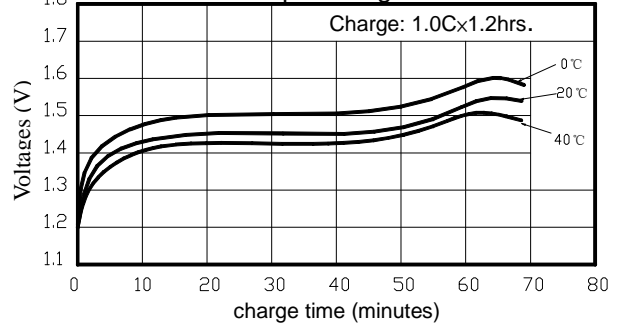
1. 20°C 0.2C Nominal capacity, rated at 0.2C 20°C.
2. Weight are For reference.
3. IEC Standard according as IEC of test cycle life.

Typical characteristics

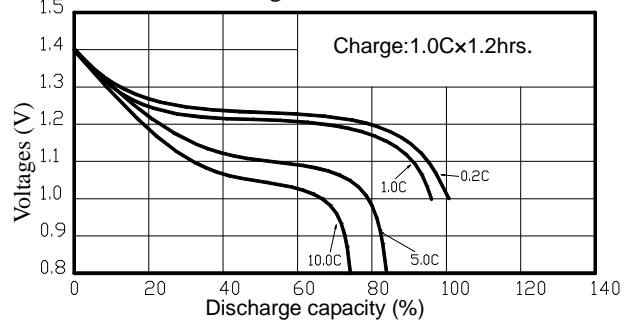
Standard charge



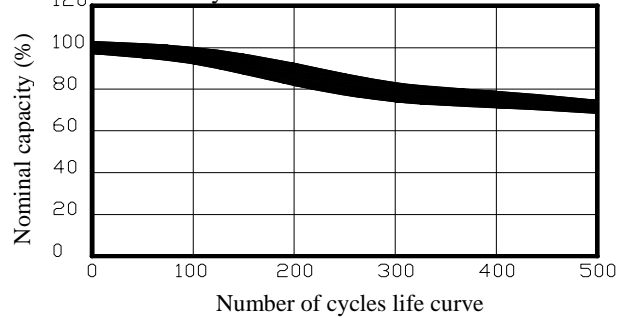
Rapid charge



Discharge characteristics

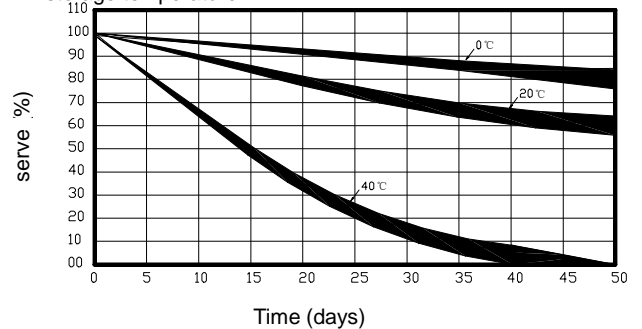


Cycle life characteristics



-Cd

Charge retention curves of Ni-Cd cylindrical cell at various storage temperature



1 PREFACE

The specification is suitable for the performance of NI-CD rechargeable battery produced by the JIANGSU HIGHSTAR BATTERY MANUFACTURING CO., LTD.

2 MODEL

GNYSC2000mAh(F)HP 1.2V

3 APPEARANCE

There shall be no such details as discoloration or electrolyte leakage or 0 voltage.

4 RATINGS

2

Description	Unit	Specification	Condition
Nominal Voltage	V	1.2	Unit cell
Typical Capacity	min	310	Standard Charge/Discharge
Nominal Capacity	mAh	2000	Standard Charge/Discharge
Minimum Capacity	min	300	Standard Charge/ Discharge
Standard Charge	mA	200(0.1C)	Ta=0~40°C (see note 1)
	hour	15	
Fast Charge	mA	400(0.2C)~2000(1.0C) with charge termination control	-ΔV=8~10mV/cell Timer cutoff=110% input capacity Temp. cutoff=45°C dT/dt=0.8°C/min(0.5 to 1.0C); 0.8~1°C/min(1C)
	hour	6.5 approx.(0.2C) 1.2 approx.(1.0C)	
Trickle Charge	mA	60(0.03C)~100(0.05C)	Ta=0~40°C (see note 1)
Discharge Cut-off Voltage	V	1.0	Unit cell
Maximum Discharging Current	A	25	Ta =0~50°C 0.7V cut off
Storage Temperature	°C	-20~+25(within 1 year) -20~+30(within 3 month) -20~+40(within 1 month) -20~+50(within 1 week)	*
Typical Weight	g	47.0 approx	*