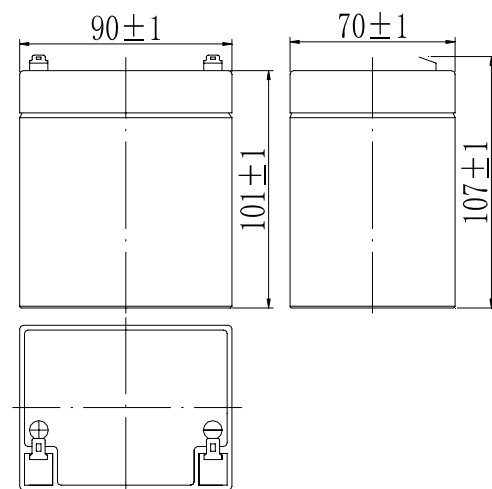


Specifications

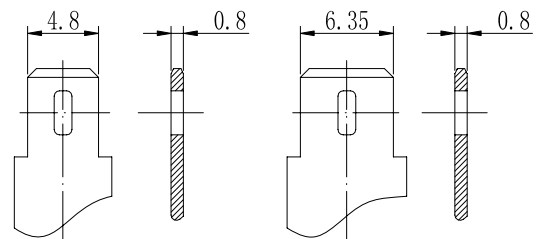
Nominal Voltage		12 V
Number of cell		6 cells
Capacity(20HR, 25°C)		5 Ah
Capacity(15min.rate, 25°C)		22 Watts/cell
Dimension	Length	90 ± 1mm (3.54inch)
	Width	70 ± 1mm (2.76inch)
	Height	101 ± 1mm (3.98inch)
	Total Height	107 ± 1mm (4.21inch)
Approx. Weight		1.8kg (3.97lbs) ± 5%
Terminal type		T1/T2
Internal resistance (Fully charged, 25°C)		Approx. 22m Ω
Capacity affected by temperature (20HR)	40°C	102%
	25°C	100%
	0°C	85%
	-15°C	65%
Self-discharge (25°C)	3 month	Remaining Capacity: 91%
	6 month	Remaining Capacity: 82%
	12 month	Remaining Capacity: 65%
Nominal operating temperature		25°C ± 3°C (77°F ± 5°F)
Operating temperature range	Discharge	-15°C ~ 50°C (5°F ~ 122°F)
	Charge	-10°C ~ 50°C (14°F ~ 122°F)
	Storage	-20°C ~ 50°C (-4°F ~ 122°F)
Float charging voltage(25°C)		13.60 to 13.80V Temperature compensation: -18mV/°C
Cyclic charging voltage(25°C)		14.50 to 14.90V Temperature compensation: -30mV/°C
Maximum charging current		1.5A
Terminal material		Copper
Maximum discharge current		75A(5 sec.)
Designed floating life(20°C)		3~5 years

- ◆ Absorbent glass mat technology;
- ◆ Recognized by UL & CE;
- ◆ ABS container.

Dimensions



Terminal



Terminal T1

Terminal T2

Constant Current Discharge Characteristics (A, 25°C)

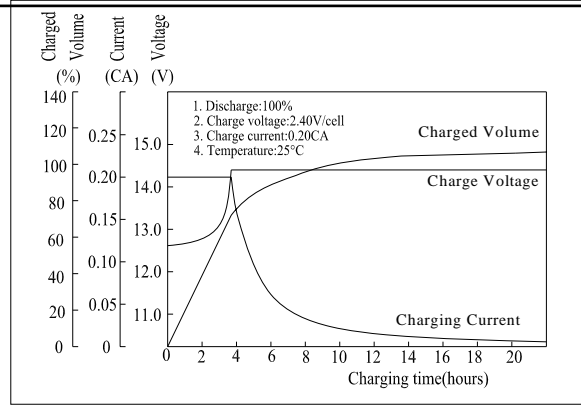
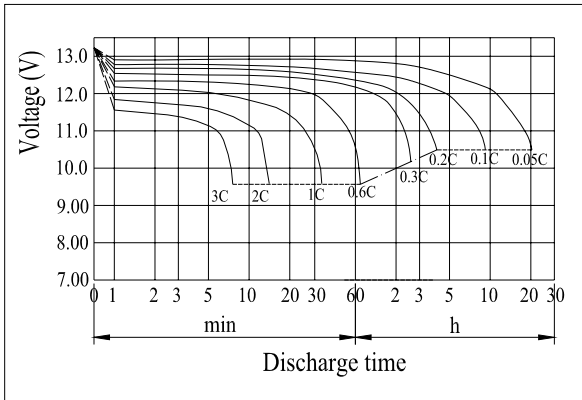
F.V/TIME	5min	10min	15min	20min	30min	45min	60min	3h	5h	10h	20h
1.60V/cell	24.1	14.8	11.6	9.22	6.39	4.58	3.62	1.30	0.89	0.48	0.26
1.65V/cell	23.4	14.3	11.3	9.00	6.26	4.49	3.56	1.29	0.89	0.48	0.26
1.67V/cell	23.0	14.1	11.2	8.85	6.18	4.43	3.52	1.29	0.88	0.48	0.26
1.70V/cell	22.4	13.7	10.9	8.67	6.07	4.35	3.47	1.28	0.88	0.48	0.26
1.75V/cell	21.4	13.1	10.6	8.37	5.92	4.24	3.40	1.28	0.88	0.48	0.26
1.80V/cell	20.2	12.4	10.0	7.93	5.70	4.09	3.30	1.24	0.85	0.47	0.25

Constant Power Discharge Characteristics (Watt/cell, 25°C)

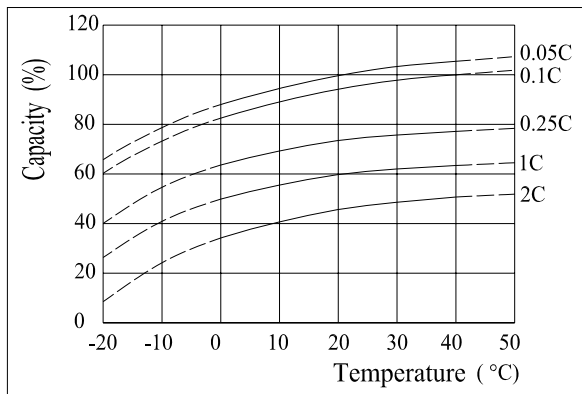
F.V/TIME	5min	10min	15min	20min	30min	45min	60min	3h	5h	10h	20h
1.60V/cell	45.8	28.5	22.9	18.2	12.6	9.02	7.12	2.60	1.79	0.96	0.52
1.65V/cell	44.4	27.6	22.4	17.7	12.3	8.84	7.01	2.59	1.77	0.96	0.52
1.67V/cell	43.7	27.2	22.0	17.4	12.2	8.73	6.94	2.58	1.77	0.96	0.51
1.70V/cell	42.6	26.5	21.5	17.1	12.0	8.57	6.84	2.57	1.76	0.96	0.51
1.75V/cell	40.8	25.4	20.8	16.5	11.7	8.36	6.70	2.55	1.75	0.95	0.51
1.80V/cell	38.5	23.9	19.7	15.6	11.2	8.06	6.49	2.47	1.70	0.93	0.50

Note: The above characteristics data can be obtained within three charge/discharge cycles.

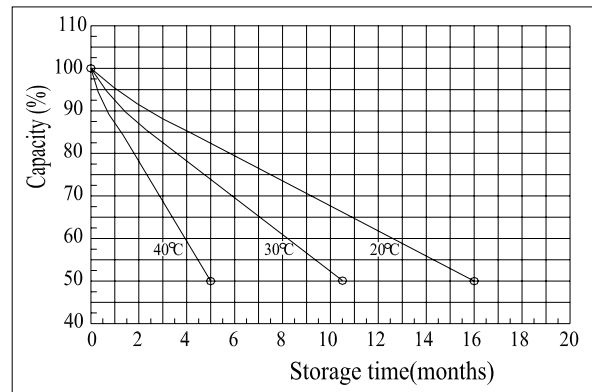
Discharge Characteristics(25°C)



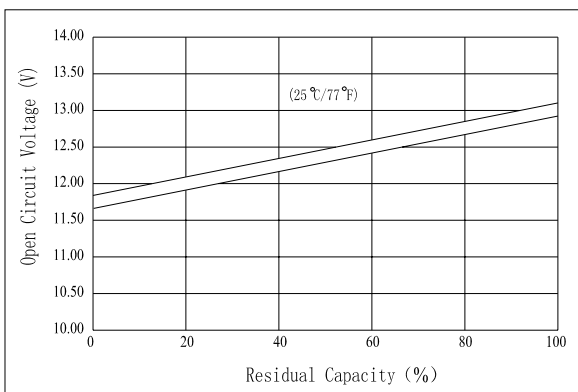
Effect of Temperature on Capacity



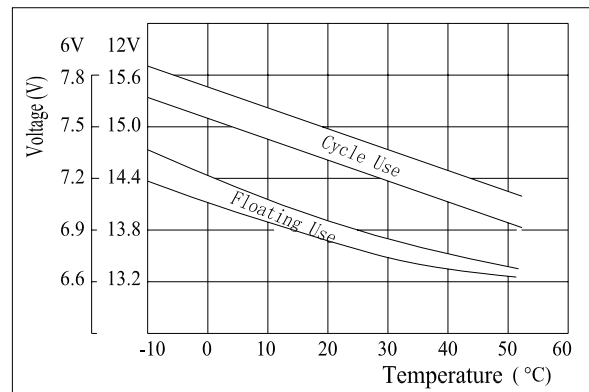
Self-discharge Characteristics



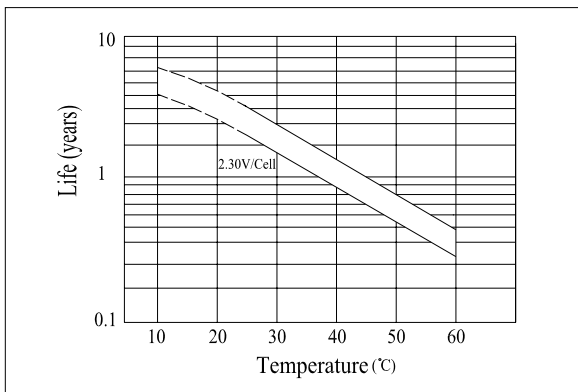
The Relationship for Open Circuit Voltage and Residual Capacity (25°C)



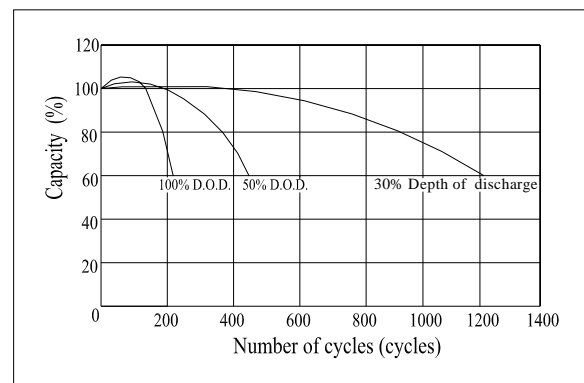
The Relationship for Charging Voltage and Temperature



Floating Life on Temperature



Cycle Life on D.O.D.(25°C)



Charging Characteristics(25°C)