

Specifications

Nominal Voltage		6 V
Capacity (25°C)	20HR(5.25V)	12Ah
	10HR(5.25V)	11Ah
	1HR(4.80V)	7.8Ah
Dimension	Length	151 ± 1.5mm (5.94inch)
	Width	50 ± 1mm (1.97inch)
	Height	94 ± 1mm (3.70inch)
	Total Height	100 ± 1mm (3.94inch)
Approx. Weight		1.75kg (3.85lbs) ± 5%
Terminal type		T1/T2
Internal resistance (Fully charged, 25°C)		Approx. 10m Ω
Capacity affected by temperature (20HR)	40°C	102%
	25°C	100%
	0°C	85%
	-15°C	65%
Self-discharge (25°C)	3 month	Remaining Capacity: 91%
	6 month	Remaining Capacity: 82%
	12 month	Remaining Capacity: 65%
Nominal operating temperature		25°C ± 3°C (77°F ± 5°F)
Operating temperature range	Discharge	-15°C ~ 50°C (5°F ~ 122°F)
	Charge	-10°C ~ 50°C (14°F ~ 122°F)
	Storage	-20°C ~ 50°C (-4°F ~ 122°F)
Float charging voltage(25°C)		6.80 to 6.90V Temperature compensation: -9mV/°C
Cyclic charging voltage(25°C)		7.25 to 7.45V Temperature compensation: -15mV/°C
Maximum charging current		3.6A
Terminal material		Copper
Maximum discharge current		180A(5 sec.)
Designed floating life(20°C)		10years

- ◆ Absorbent glass mat technology;
- ◆ Recognized by UL & CE;
- ◆ ABS container.

Constant Current Discharge Characteristics (A, 25°C)

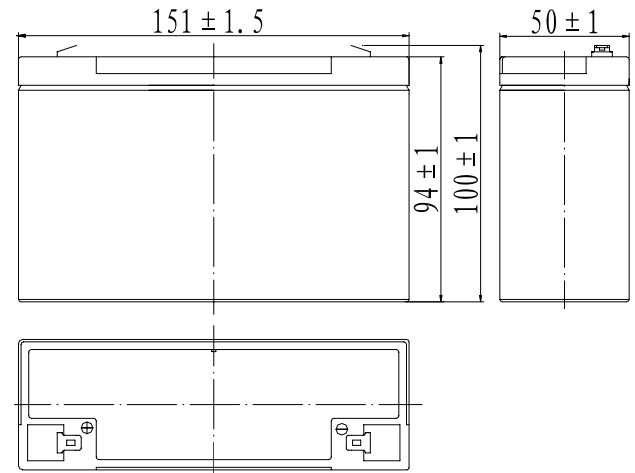
F.V/TIME	10min	15min	30min	60min	2h	3h	4h	5h	8h	10h	20h
4.80V	28.8	22.8	12.7	7.80	4.26	3.06	2.45	2.08	1.35	1.13	0.61
4.95V	27.9	22.3	12.5	7.68	4.24	3.04	2.43	2.07	1.34	1.13	0.61
5.10V	26.8	21.4	12.1	7.49	4.20	3.02	2.42	2.05	1.33	1.12	0.60
5.25V	25.6	20.7	11.8	7.34	4.14	3.00	2.40	2.04	1.32	1.12	0.60
5.40V	24.2	19.6	11.4	7.11	4.03	2.91	2.33	1.98	1.28	1.09	0.59

Constant Power Discharge Characteristics (Watt, 25°C)

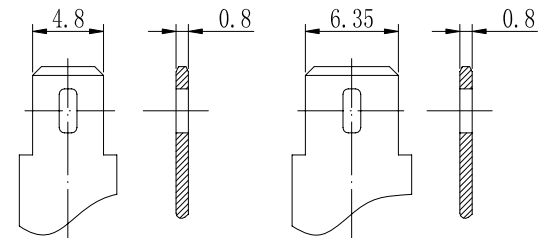
F.V/TIME	10min	15min	30min	60min	2h	3h	4h	5h	8h	10h	20h
4.80V	162	130	72.9	45.2	24.9	18.2	14.6	12.4	8.08	6.80	3.65
4.95V	158	127	71.4	44.5	24.8	18.1	14.5	12.3	8.03	6.77	3.64
5.10V	151	122	69.2	43.4	24.6	17.9	14.4	12.3	7.98	6.74	3.62
5.25V	145	118	67.6	42.5	24.2	17.8	14.3	12.2	7.92	6.70	3.60
5.40V	136	112	65.1	41.2	23.6	17.3	13.9	11.8	7.68	6.56	3.53

Note: The above characteristics data can be obtained within three charge/discharge cycles.

Dimensions



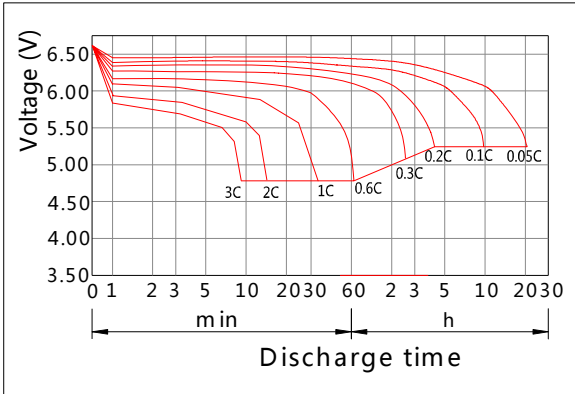
Terminal



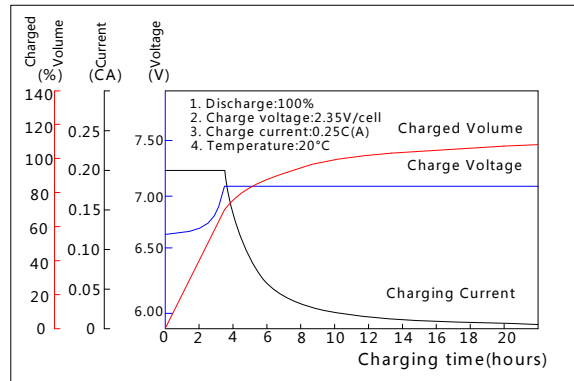
Terminal T1

Terminal T2

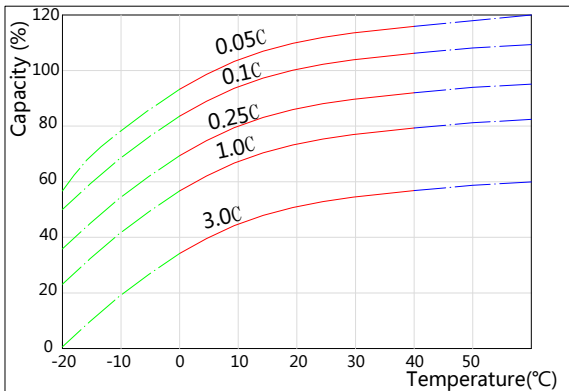
Discharge Characteristics(25°C)



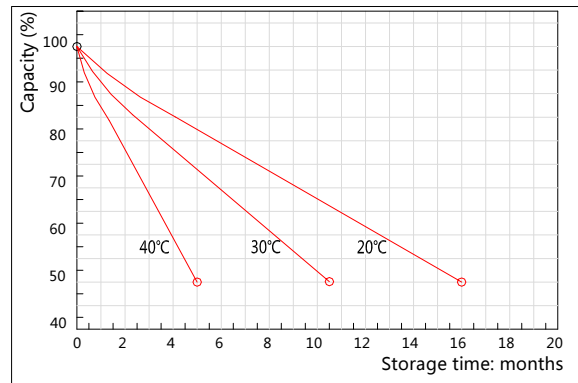
Charging Characteristics(25°C)



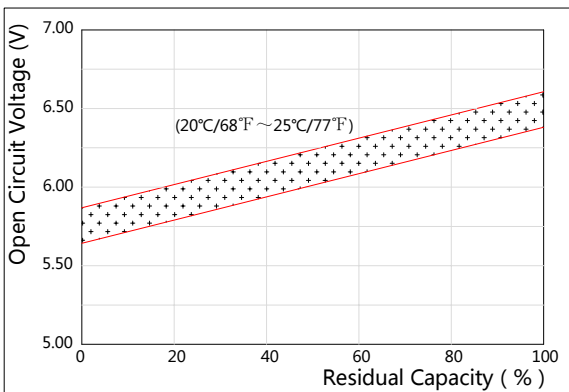
Effect of Temperature on Capacity



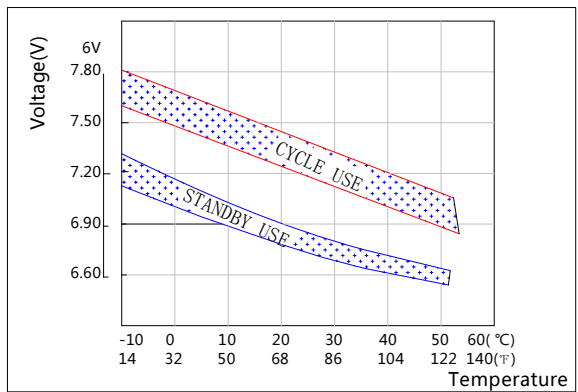
Self-discharge Characteristics



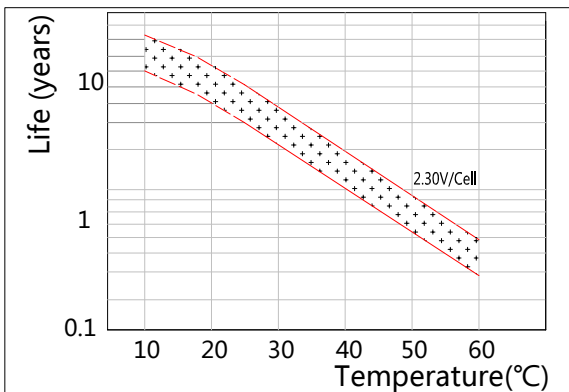
The Relationship for Open Circuit Voltage and Residual Capacity (25°C)



The Relationship for Charging Voltage and Temperature



Floating Life on Temperature



Cycle Life on D.O.D(25°C)

